



### Access to Information - Requests received




	Jan-09	Feb-09	Mar-09	Apr-09	May-09	Jun-09	Jul-09	Aug-09	Sep-09	Oct-09	Nov-09	Dec-09	Total
FOI/EIR	60	65	68	68	46	54	73	58	55	84	52	67	750
DPA	5	3	10	7	6	9	10	4	8	9	4	6	81
TOTAL	65	68	78	75	52	63	83	62	63	93	56	73	831

### Access to Information - Requests received



	Jan-10	Feb-10	Mar-10	Apr-10	May-10	Jun-10	Jul-10	Aug-10	Sep-10	Oct-10	Nov-10	Dec-10	Total
FOI/EIR	68	67	77	70	59	66	73	70	87	78	77	70	862
DPA	3	2	4	2	8	4	6	8	4	5	11	5	62
TOTAL	71	69	81	72	67	70	79	78	91	83	88	75	924

### Access to Information - Requests received



	Jan-11	Feb-11	Mar-11	Apr-11	May-11	Jun-11	Jul-11	Aug-11	Sep-11	Oct-11	Nov-11	Dec-11	Totals
FOI/EIR	83	92	96	83	80	99	72	118					723
DPA	2	8	8	3	4	3	6	2					36
TOTAL	85	100	104	86	84	102	78	120	0	0	0	0	759